

## TUNING:

When your Idiopan™ arrives, it is already pre-tuned to the standard factory scale, but other tunings can be achieved. There is a magnet under each tongue. Slide it along the length of the tongue to change the pitch. To lower the pitch, pull the magnet toward the center of the Idiopan. To raise the pitch, push the magnet away from the center of the Idiopan. An electronic chromatic tuner may be helpful. Be sure to keep the magnet in the middle of the tongue for the purest tone. Buzzing may occur if the magnet is over the edge of the tongue.

To further adjust the pitch, add or change magnet sizes with the Advanced Magnet Pack (sold separately). When stacking the magnets, place the largest magnet against the tongue. When replacing magnets, the magnets stay in place better if all the magnets on the drum are placed with the same side (bottom) against the tongue. The two flat sides of each magnet represent the North and South polarities (N/S); meaning each magnet has an arbitrary top and a bottom (A.). Therefore, it may be helpful to remove all the magnets from the drum

## PLAYING TIPS:

The best sound is achieved when the Idiopan rests on the display ring (included) or a soft surface, a cushion, or your lap. Do not play on a hard surface. The tongues are best activated by a quick tap of your fingertips or outer thumb knuckle. Bounce

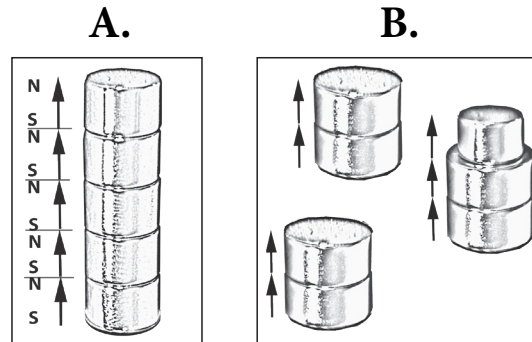
## CARE:

Use a damp cloth to clean the powder coated finish. Avoid using cleaners and solvents.

### MAGNET AND CHOKING HAZARD SAFETY WARNING!

Magnets are used to tune your Idiopan™ steel tongue drum. Magnets are not toys. They are very strong and must be handled with great care. Do not let the magnets slam into each other or your Idiopan™ steel tongue drum.

and pre-stack them before attaching to the tongues (B.). Create a stack of magnets for each tongue. Set the stacks on a metal surface in a circle with the same layout as the tongues (1, 2, 3...). Then make sure none of the stacks attract each other; do this slowly and carefully so the stacks do not collide. If there is any attraction between stacks, flip the stack up-side down and try again. Once all the stacks are properly orientated, transfer them to the appropriate tongue with the bottom of the stack against the tongue.



your fingers and thumbs off the tongues as quickly as possible. The sweet spot on the smaller tongues is near the bottom of the tongue. You can also use rubber-tipped mallets. For more tips and videos, see our blog at [www.idiopan.com](http://www.idiopan.com)

Use a rubber protectant to clean and protect the rubber guard. Do not remove the rubber guard.



[www.idiopan.com](http://www.idiopan.com)  
© Copyright 2021. Mid-East Mfg. Inc.



Steel Tongue Drums

## – OWNER'S GUIDE –



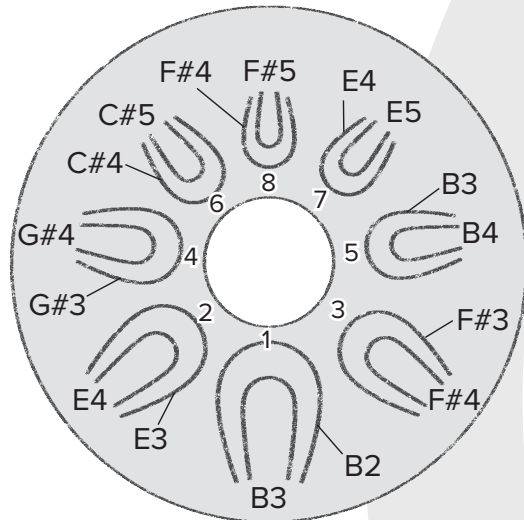
*All Handcrafted with American Steel*

Welcome to the Idiopan™ steel tongue drum. The first and only steel tongue drum capable of tuning to 100's of scales with its unique magnet tuning system, providing warm, pure, rich tones, ideal for harmonizing with any instrument. Easily tune to A=440 Hz or A=432 Hz scales.

Visit us at [www.idiopan.com](http://www.idiopan.com) and [www.ensoulmusic.com/drums/idiopan](http://www.ensoulmusic.com/drums/idiopan)

# IDIOPAN

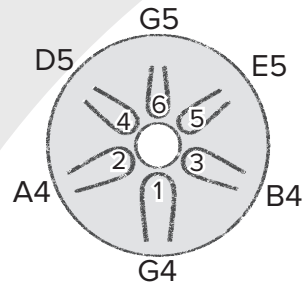
## Steel Tongue Drums



### 14-INCH 8-NOTE Dual Tone

\*Pretuned: E Major Penta

Tongues	1	2	3	4	5	6	7	8
*E Major Penta	B2/B3	E3/E4	F#3/F#4	G#3/G#4	B3/B4	C#4/C#5	E4/E5	F#4/F#5
E Minor Penta	B2/B3	E3/E4	G3/G4	A3/A4	B3/B4	D4/D5	E4/E5	G4/G5

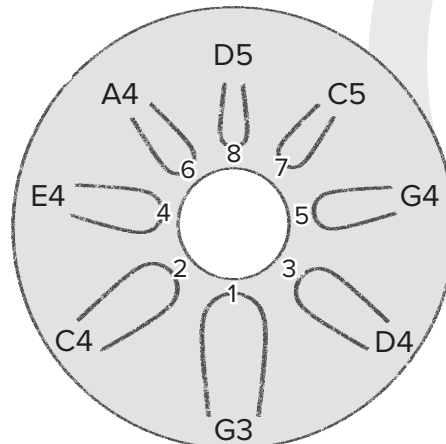


### BELLA

#### 6-Inch 6-Note

\*Pretuned: G Major Penta

Tongues	1	2	3	4	5	6
*G Major Penta	G4	A4	B4	D5	E5	G5

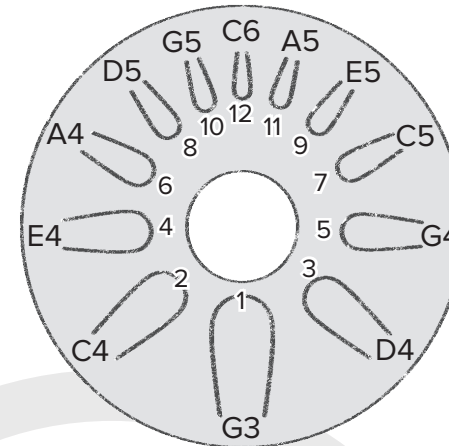


### DOMINA

#### 12-Inch 8-Note

\*Pretuned: C Major Penta

Tongues	1	2	3	4	5	6	7	8
*C Major Penta	G3	C4	D4	E4	G4	A4	C5	D5
C Minor Penta	G3	C4	D#4	F4	G4	A#4	C5	D#5
Raga Desh	G3	C4	D4	F4	G4	B4	C5	D5
Ionian Penta	G3	C4	D4	E4	G4	A4	C5	D5
Dorian Penta	G3	C4	D4	F4	G4	A#4	C5	D5
Mixolydian Penta	G3	C4	D4	F4	G4	A4	C5	D5

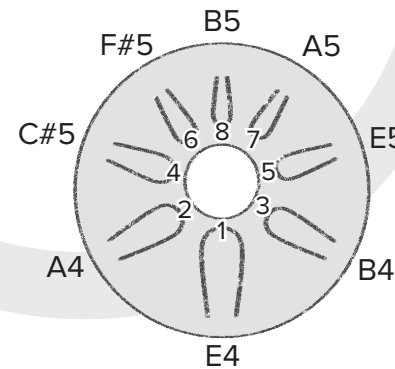


### DOMINA PRO

#### 12-Inch 12-Note

\*Pretuned: C Major Penta

Tongues	1	2	3	4	5	6	7	8	9	10	11	12
*C Major Penta	G3	C4	D4	E4	G4	A4	C5	D5	E5	G5	A5	C6
C Minor Penta	G3	C4	D#4	F4	G4	A#4	C5	D#5	F5	G5	A#5	C6
Dorian Penta	G3	C4	D4	F4	G4	A#4	C5	D5	F5	G5	A#5	C6
Mixolydian Penta	G3	C4	D4	F4	G4	A4	C5	D5	F5	G5	A5	C6
Raga Desh	G3	C4	D4	F4	G4	B4	C5	D5	F5	G5	B6	C6
F# Major Penta	G#3	C#4	D#4	F#4	G#4	A#4	C#5	D#5	F#5	G#5	A#5	C#6

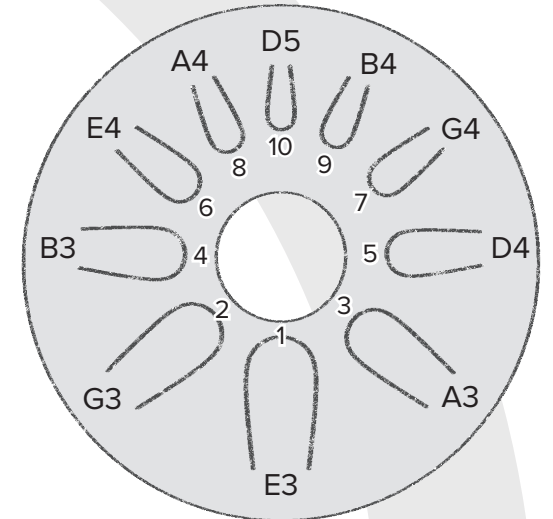


### LUNABELL

#### 8-Inch 8-Note

\*Pretuned: A Major Penta

Tongues	1	2	3	4	5	6	7	8
*A Major Penta	E4	A4	B4	C#5	E5	F#5	A5	B5
A Minor Penta	E4	A4	C5	D5	E5	G5	A5	C6
Mellog-Selisir	F4	A4	A#4	C5	E5	F5	A5	A#5
Akebano	F4	A4	B4	C5	E5	F5	A5	B5



### DOMINUS

#### 14-Inch 10-Note

\*Pretuned: G Major Penta

Tongues	1	2	3	4	5	6	7	8	9	10
*G Major Penta	E3	G3	A3	B3	D4	E4	G4	A4	B4	D5
Thalassa	E3	G3	B3	C#4	E4	F4	G4	B4	C#5	E5
Tahirah	E3	G3	A3	C4	D4	E4	G4	A4	C5	D5
Sotiria	E3	G3	A#3	C4	D4	E4	G4	A#4	C5	D5
Xonsu	E3	G3	A3	C4	D4	E4	F#4	A4	C5	D5

• All models are also available as electric and in multiple colors.

• Advanced magnet packs to tune to hundreds of different scales are available.



More range options, accessories  
and our tuning video can be found  
at [www.idiopan.com](http://www.idiopan.com) and  
[www.ensoulmusic.com/drums/idiopan](http://www.ensoulmusic.com/drums/idiopan)