




BOWED PSALTERY



– OWNER’S GUIDE –

Tuning your Roosebeck Psaltery

When tuning, start with the center, longest, string and turn the tuning pin for a higher pitch. Be very careful not to over tighten as strings are easily broken. Then tune the next longest string, alternating from the left to right side of the instrument as you go. Finish by tuning the shortest strings last. This alternating tuning distributes the tension in a more even way over the instrument and strings.

The tuning pins are along the base of the psaltery. Make sure that as you tune the steel string does not wrap to the base of the pin and against the psaltery body. If the string wraps all the way down to the wood body it will act like a spring to pull the tuning pin loose. If this happens, simply de-tune the string and move it up on the pin and then re-tune.

Roosebeck Psaltery Rosin up your bow

Remember, the bow must be rosined to play. If your rosin is new, rough up the surface with a file, knife or edge of a key. Do not draw the bow back and forth across the rosin; this will create ruts in your rosin. To wear the rosin evenly, draw the hair of the bow across the rosin in tight little circles. Make sure to cover all the hairs, the full length of the bow. You have enough rosin when the hairs develop a white, dull, build-up. Before you play, use your thumb nail to flick the hairs of the bow to remove the excess rosin.

Caring for your Roosebeck Psaltery

Store your psaltery in a safe place out of direct sunlight. If you have a case, it is always best to store your psaltery in the case. Clean with a soft dry, or slightly damp, cloth as needed. You can use a soft bristled cleaning stick to reach under the strings. If there is excessive rosin build up on the wood face or sides you can remove it with Witch Hazel. Do not get Witch Hazel on the strings since it contains oils. Avoid touching the bow-hair with your fingers; this will leave oils which will deaden the sound when you play.

Scales above are shown
for Right-Handed models.
Scales for Left-Handed
models will be reversed.

Accessories

Psaltery accessories are available
at www.ensoulmusic.com

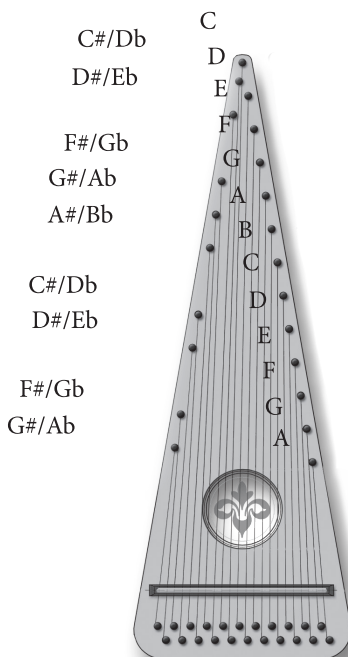


www.ensoulmusic.com
© Copyright 2017. Mid-East Mfg. Inc.
Bowed Psaltery



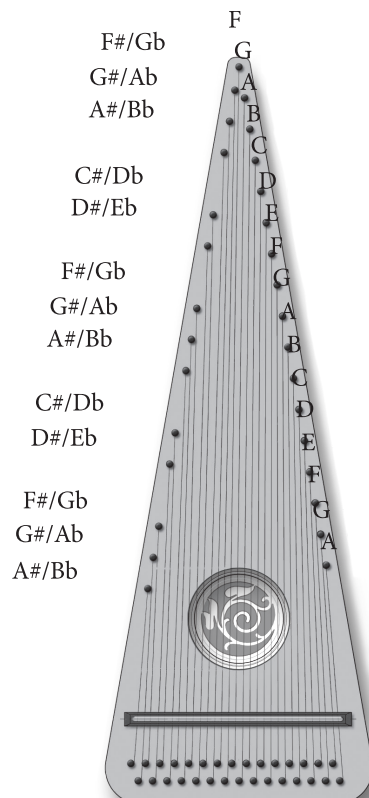
Soprano Psaltery

22 Strings - C5 to A6
About 12 3/4" Scale Length Longest String



Alto Psaltery

30 Strings - F4 to Bb6
About 17 3/4" Scale Length Longest String



Baritone Psaltery

37 Strings - C3 to C6
About 26" Scale Length Longest String

