

Roosebeck
FINE INSTRUMENTS



STRAIGHT CROMORNE MEDIEVAL PIPE

— OWNER'S GUIDE —

Roosebeck Straight Cromorne Medieval Pipe

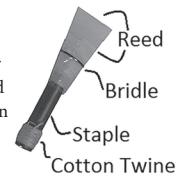
The Roosebeck Straight Cromorne Medieval Pipe is a double-reeded, Alto windcap, in the key of "F." It is a straight bore pipe related to rauschpfeife, crumhorn, cornamus, oboe and shawm instruments. The Roosebeck Medieval Pipe has three sections: the bell and shaft, and the cap/mouthpiece. All sections are carved of solid sheesham wood accented by brass trim and having two brass keys.

BEFORE YOU BEGIN

Your Medieval Pipe may arrive pre-assembled. If not, to assemble the Medieval Pipe insert the reed into the top bore of the shaft section. Always handle the reed with care, by the staple and never by the reeds. The reed should be in line with the bore, not angled. Slide the cap, or mouthpiece, over the reed and secure to the top of the shaft. When assembled the edges of the reed should not touch the inside of the cap's bore; doing so would inhibit production of sound. Always hold the sections close to the joints when assembling, never in the middle, to avoid twisting and damaging the pipe. Never force the sections together. Poly-cotton twine or Teflon tape is used to create a snug fit, if the sections are too tight, just unwrap some of the twine or tape.

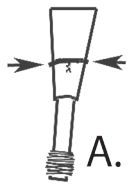
HOW THE REED AFFECTS SOUND

The plastic reeds have been shaped for the tuning of your Medieval Pipe. They are attached to the copper staple and sealed with tape. There is a thin copper wire, or bridle, on the reed that can be used to change the amount of opening between the reeds. The cotton twine can be wrapped or unwrapped to create a snug fit into the pipe's bore.



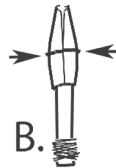
The primary concern is maintaining proper breath pressure necessary to keep the reed vibrating and the instrument in tune. The required breath pressure is stronger than a traditional flute or recorder. This reed and pipe were inspected and found ready to play; however, if the sound seems weak or airy, the reed may need to be adjusted. The proper opening should only be about 1/32 of an inch.

A 'choked' or high-pitched sound may be from a reed that is too tightly closed.



To open the distance between the ends of the reeds, place a thumb and index finger on opposite sides of the reed bridle, at the points where the two reeds meet, and gently squeeze (diagram A.).

An 'airy' sound is likely from too much space between the ends of the reeds. To reduce the opening, place a thumb and index finger over the bridle, where the reeds bulge, and gently squeeze (diagram B.).



INTONATION

The intonation of the Roosebeck Straight Cromorne Medieval Pipe is regulated by how deeply the reed is seated into the Pipe's bore. Pushing the reed deeper into the bore moves the intonation toward 'Sharp', while pushing the reed less deep in the Pipe's bore (pulling it out more), moves the intonation toward 'Flat'. For specialty tuning, skilled players will adjust the size of the finger holes with wax. Reducing a finger-hole's diameter will have the effect of moving that note toward 'Flat'.

— FINGER CHART —

B.K.	●	●	●	●	●	●	●	●	●	○
F.K.	●	●	●	●	●	●	●	●	●	○
B.H.	●	●	●	●	●	●	○	○	○	○
L.I.	●	●	●	●	●	○	○	○	○	○
L.M.	●	●	●	●	○	○	○	○	○	○
L.R.	●	●	●	○	○	○	○	○	○	○
R.I.	●	●	●	○	○	○	○	○	○	○
R.M.	●	●	○	○	○	○	○	○	○	○
R.R.	●	○	○	○	○	○	○	○	○	○
	F3	G3	A3	Bb3	C4	D4	E4	F4	#F4	G4

B.K. — Back Key
F.K. — Front Key
B.H. — Back Hole
L.I. — Left hand Index finger
L.M. — Left hand Middle finger
L.R. — Left hand Ring finger
R.I. — Right hand Index finger
R.M. — Right hand Middle finger
R.R. — Right hand Ring finger
○ — OPEN
● — CLOSED

Roosebeck Straight Cromorne Medieval Pipe

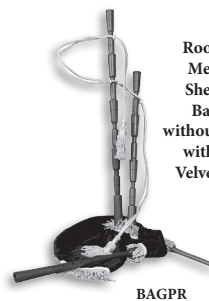
Instrument Care

- Use a dry soft cloth for dusting
- Use a damp soft cloth for cleaning
- Avoid extreme temperatures
- Avoid extremely dry conditions
- Avoid direct sunlight
- Avoid using abrasives

Accessories

Replacement Reeds are available at www.ensoulmusic.com

Other Historic Instruments at www.mid-east.com



BAGPR

Roosebeck Medieval Sheesham Bagpipe without Mounts with Black Velvet Cover



DM13x13

EMS Medieval Drum 13-by-13-Inch

Roosebeck 7-Course Descant Lute



LTD7L



EnSoul
MUSIC DESIGNS
www.ensoulmusic.com
© Copyright 2017. Mid-